



## **Replacement water connections**

# What is a replacement water connection?


A replacement water connection is a new water supply to a property that is already supplied with water from Anglian Water, this can occur when:

- A property needs to increase or relocate its water supply.
- The existing water supply needs updating and affecting water quality or pressure.
- The existing property is demolished for a new property or properties to be developed.

Please refer to section 5 for further information.

- The existing property is on a common shared supply.
- The existing property is divided into flats or multiple properties.

Please refer to section 5 for further information.



We are committed to reducing our **embodied carbon by 50%.**



## Charges for replacement water connections

**In the majority of cases replacement water connections will be rechargeable to the applicant using our standard charges and subject to standard charge VAT.**

In some cases, if the existing service pipe (see diagram in section 3) is lead, the replacement water connection may be free of charge\*. **In order to qualify for a free of charge lead replacement water connection, the following must apply:**

- The existing water service pipe from the property/highway boundary up to the Anglian Water main must be lead.
- The applicant must lay a new service pipe from the property to the highway boundary and where practicable and safe to do so, brought to the same

point where it currently enters the property's boundary.

- The new service pipe must be the same size as the existing water service pipe (where existing pipe is 15mm diameter lead pipe we will replace in 25mm plastic pipe).
- You have an active billing account with us as a domestic or retailer customer.
- The service must be replaced like-for-like in terms of number of properties it serves. If a common supply, the existing lead communication pipe can be replaced.

\*Payment is required before the replacement connection can be completed. Once the work is finished and if lead is confirmed to be present, the payment will be fully refunded.



## Replacement water connection where existing connection is an independent single supply

Ownership and maintenance for water service pipes.

**Single supply**, the diagram on the right shows the ownership and maintenance responsibilities for the service pipes.



When a replacement water connection is carried out it is your responsibility to lay a new service pipe to replace the service pipe that you're responsible for.

The new pipe must be installed to comply with the [Water Supply \(Water Fittings\) Regulations 1999](#).

Once it has been confirmed that the new water service pipe meets these requirements, we will then replace the part of the water service pipe you're responsible for.

### Disconnection of the un-used service pipe

Where a single independent supply is being replaced it is our responsibility to disconnect the old water service pipe at the main.

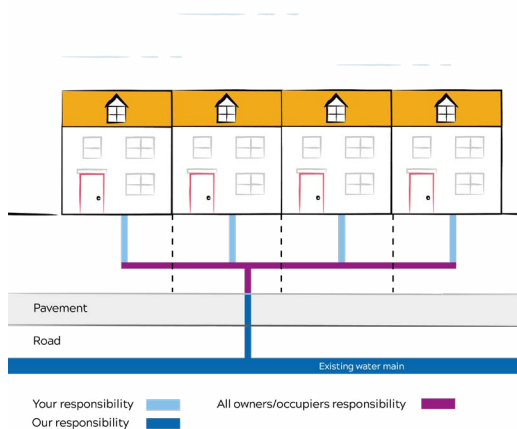




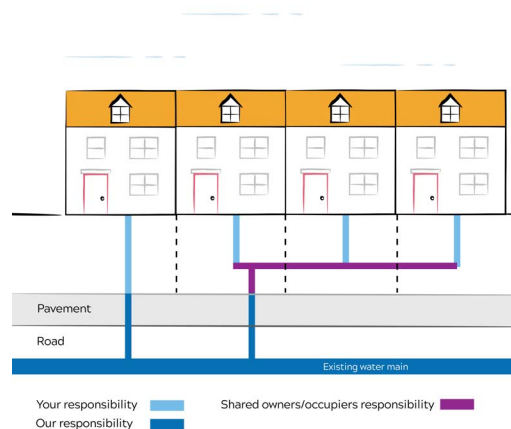
## Replacement water connection where existing connection is a common shared supply

Ownership and maintenance for water service pipes.


**Joint common supply**, the diagram below shows the ownership and maintenance responsibilities for the service pipe.



Example of a like-for-like replacement



Example of a new connection



When a replacement water connection is carried out it is your responsibility to lay a new service pipe to replace the service pipe you're responsible for.

Where a property is on a joint common supply the owner/ occupier must lay a new service pipe from the property to the highway boundary.

### A like-for-like replacement

Replacing the existing shared supply keeping all properties fed from it.

This would still be an Anglian Water disconnection.

### A new connection.

Removing the property from the shared supply creating an independent single supply for the property. This would be a private disconnection.

The new pipe must be installed to comply with the **Water Supply (Water Fittings) Regulations 1999**.

Once it has been confirmed that the new water service pipe meets these requirements,

we will then replace the part of the water service pipe that you are responsible for.

### Disconnection of the un-used service pipe

Where the property is on a joint common supply, it is the owner/ occupiers responsibility to disconnect the old water service pipe.



**Click here** or scan the QR code to view our supply document.

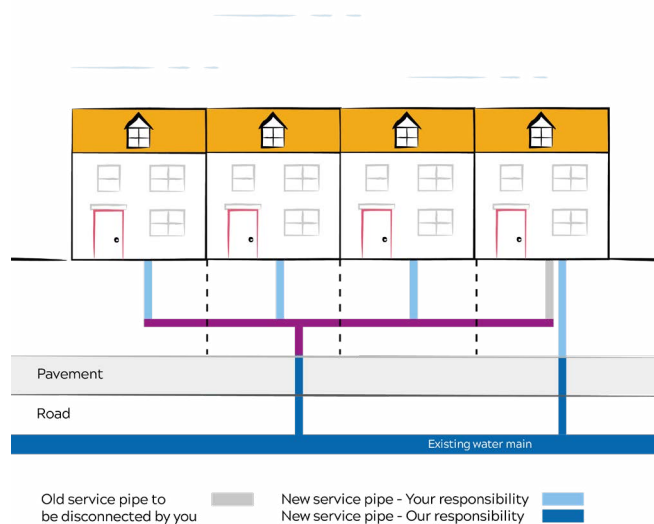
Or visit <https://www.anglianwater.co.uk/siteassets/developers/new-content/water-connections-various/aws-shared-supply-guide-sm.pdf>



The disconnection of the unused service pipe shall meet the requirement of the [Water Supply \(Water Fittings\) Regulations 1999](#) and no 'dead legs' must be left in place. Please see diagram below as an example.

## Redevelopment of sites with existing supplies

If you are developing a site where a previous property has been demolished or the existing property is being redeveloped and there is an existing live water supply, it is advisable not to use the existing water supply.



- All new pipework to new and converted properties must comply with the Water Supply [Water Supply \(Water Fittings\) Regulations 1999](#) and therefore any pipework installed prior to 1999 may not be compliant.
- There can also be water quality risks if the existing pipework is lead or iron or if the pipe has been unused for more than six months.
- We would always recommend that all existing pipework is replaced with new pipework and a replacement water connection.
- In some cases the old pipework with our approval may be used following flushing, chlorination and a passed water sample.

# For further information

Please contact Anglian Water if you have any further questions about replacement water connections.

Call: **03456 06 6087**, option 1

Email: [connections@anglianwater.co.uk](mailto:connections@anglianwater.co.uk)

Web: [anglianwater.co.uk/developers](http://anglianwater.co.uk/developers)

