

A guide to field, trough and temporary building supplies

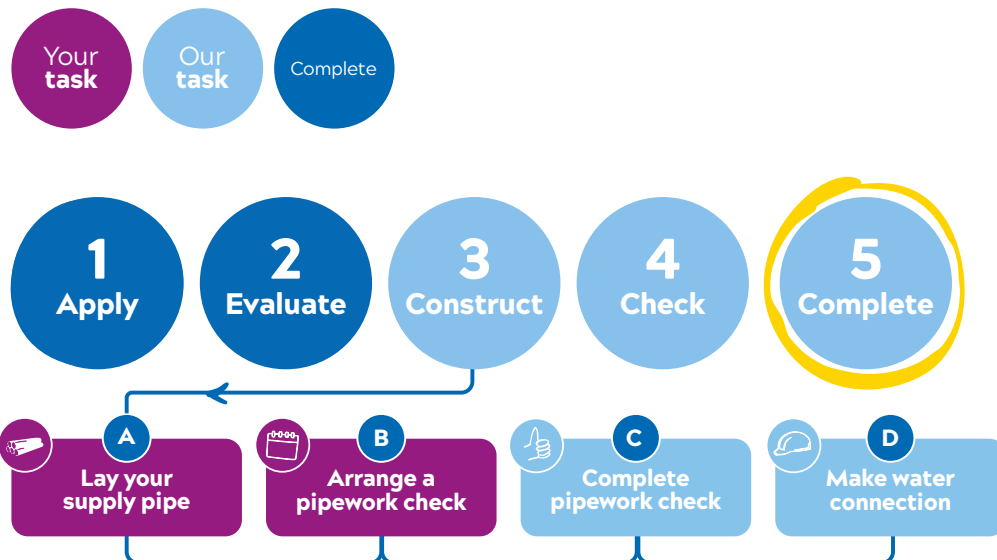


Your water connection journey

We're on hand every step of the way in your new water connection journey.

Here's a guide to help you get your external tap installation right first time.

Use this guide in conjunction with 'A guide to laying your new or replacement external supply pipe' for a seamless journey.



It's important to follow the guidance in this leaflet for most external supplies.

- All internal & external potable water plumbing is subject to [The Water Supply \(Water Fittings\) Regulations 1999](#), the legal requirements to keep water quality protected.
- New installations can be failed during your inspection if you do not follow certain requirements.
- External tap supplies may attract unwanted third party use of water (taken without permission) as they are more accessible. Please note that these costs would be chargeable to you.
- Being exposed to the elements means your external tap supply is at risk from extreme hot and cold weather conditions.
- Your external tap supply needs to be securely housed from wildlife and livestock to keep it protected.

Field and trough supplies

All water supplies for animals Inc. any taps/standpipes, stable, barn and field troughs may be classed as **very high risk** (known as a **fluid category 5** risk). Those classed as very high risk must be inspected by the Water Regulations team before connecting to the existing water network.

[The Water Supply \(Water Fittings\) Regulations 1999](#) description of **fluid category 5** is that any outfall to animal tanks and troughs must either be an AA or AB air gap. This can be controlled by a float valve or a no less effective device to prevent any contamination of the existing supply.

The water industry also considers non domestic taps (hose union bib taps) to be a **fluid category 5** risk of backflow. Therefore, unless suitable backflow protection is provided on the supply to your new tap, the installation is prohibited.



Hose union bib taps/ BS1010

Important information

To help save time and effort during your installation, go to **page 4** and check out the all-in-one standpipe enclosure.

All-in-one standpipe enclosure

If you require water for welfare or building needs, or you care for animals such as horses or livestock, having an external tap is essential. If your time is limited, there are *off the shelf* solutions which can be ordered as **Regs 5 ready**. Examples of this are the **Fox Standpipe Pillar**, made by Kaver Laminates LTD.



Important information



If you do purchase a Regs 5 ready unit, be sure it includes a drain-off valve and isolation tap.

For details of Fox Pillar units visit: fox-standpipes.co.uk or [click here](#) for a detailed breakdown of its features

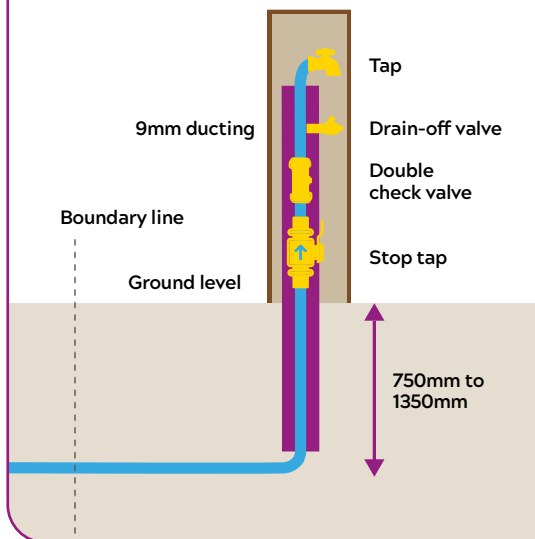
Temporary Building Supplies and Field Taps

If you are installing your own standpipe, please ensure that the regulations below are followed.

Important information

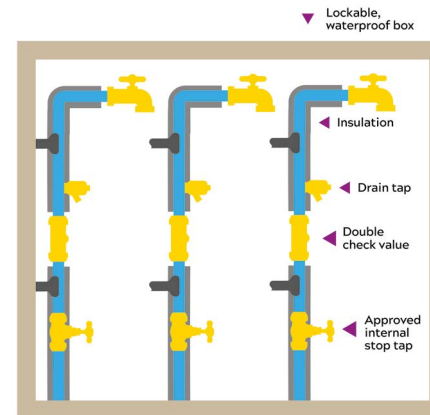
If your field supply is for the use of a trough, please follow the guidance on page 6

Your standpipe - Structure & fittings



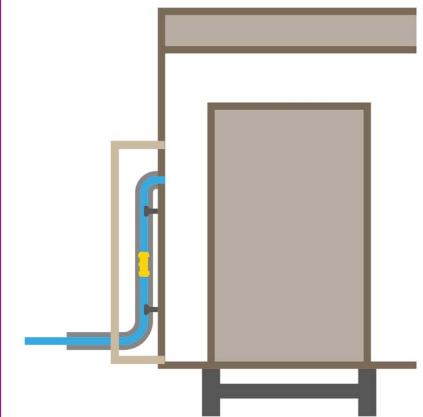
- Your pipework fittings and tap must be securely attached to a fixed post or structure. For additional protection we recommend housing in a waterproof lockable box to prevent unwanted third party use.
- Ducting and insulation required from 750mm underground up to ground level and insulated from ground level to the tap
- A double check valve must be fitted when serving a hose union tap.
- A drain-tap must be fitted immediately down-stream of the double check valve.

Multiple standpipes



- Where multiple standpipes are fitted, each must have a separate stop valve to isolate the tap.

Site cabin



- Run the pipework directly to the site cabin with a double check valve on the main feed.
- A stop valve should be installed before the pipe enters the site cabin.

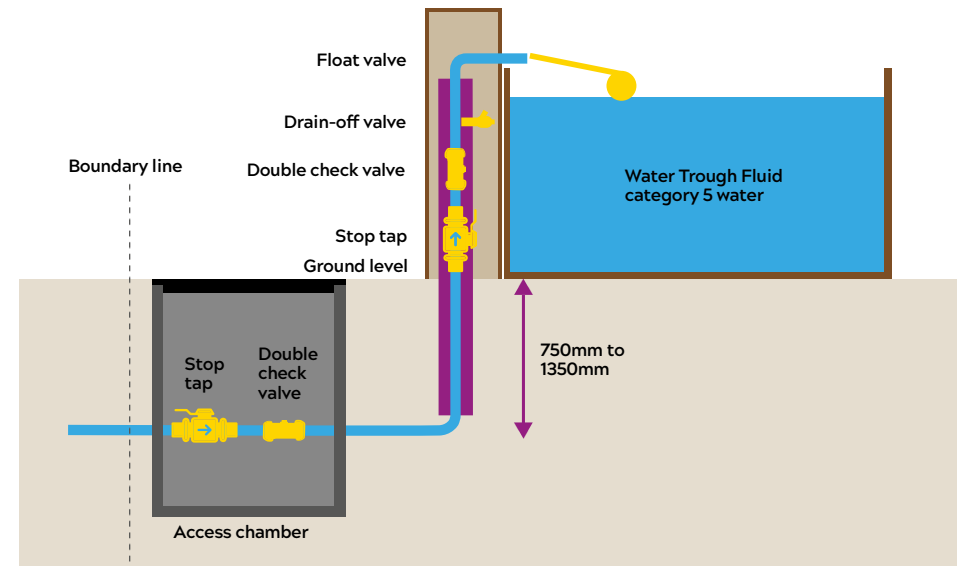
Quick information

The insulation should be closed cell (waterproof).
Information on insulation can be found at wras.co.uk

Trough supplies

There are many different shapes and sizes of troughs available to purchase but the majority do not come with protection for your new pipe feed. Without the protection, your pipework inspection will fail. But again, there are ready made insulation and protection systems for your new pipe which will ensure you are Regs 5 compliant.

Any feeds which are classified as a fluid category 5 risk must also have a stop-tap and a secondary double check valve in an access chamber, ideally located within 2m inside of your property boundary (please notify us if you are unable to achieve this distance).



For details of INSUduct visit: groundbreaker.co.uk

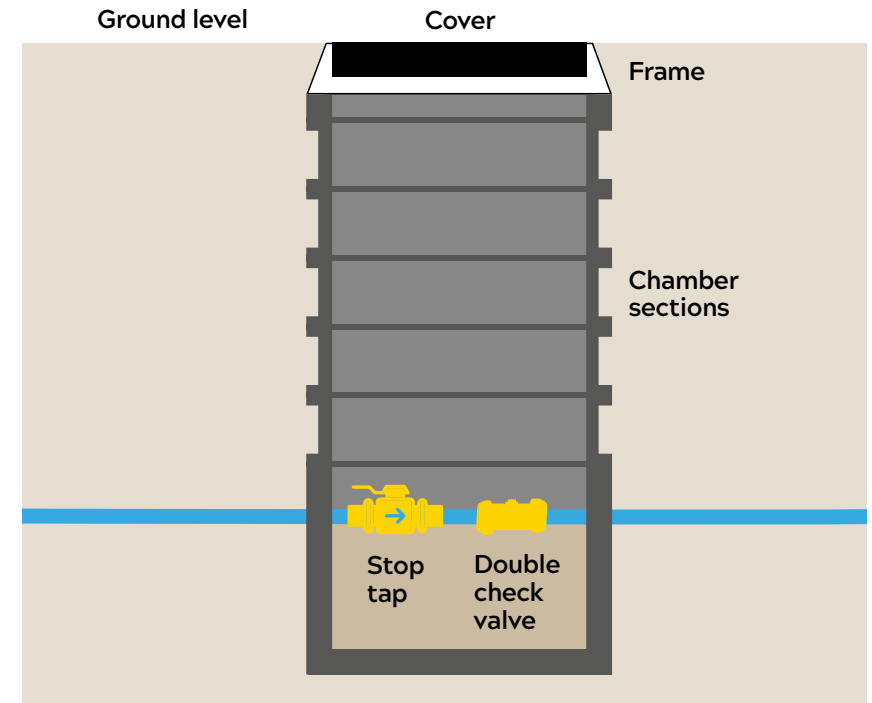
Stop-tap and double check valve in access chamber

Any chamber is acceptable providing you can access both fittings and you can operate the stop-tap.

A 600mm x 450mm chamber will usually be large enough, however, in some cases these may not be suitable. It is good to remember that your stop-tap and double check valve will be as deep as your new pipework (minimum 750mm maximum 1350mm deep).

NOTE: Consider the location of your chamber and any weight it needs to hold as there are different types of covers (usually referred to as light, medium or heavy weight). Some covers are only suitable for foot traffic, whereas others can take greater weights, so always check the manufacturer's specifications to ensure it meets your needs.

Many building suppliers and D.I.Y. stores stock chamber sections, covers and frames. Most cover and frames are sold as a set.



For further information

Please contact our water regulations team if you have any other questions about water regulations:

Call: **0345 60 66 087** option 3, option 3

Email: waterregulations@anglianwater.co.uk

For all other general queries, please contact:

Call: **0345 60 66 087**

Email: connections@anglianwater.co.uk

