



**A guide to  
installing new  
water service  
connections in  
private land**



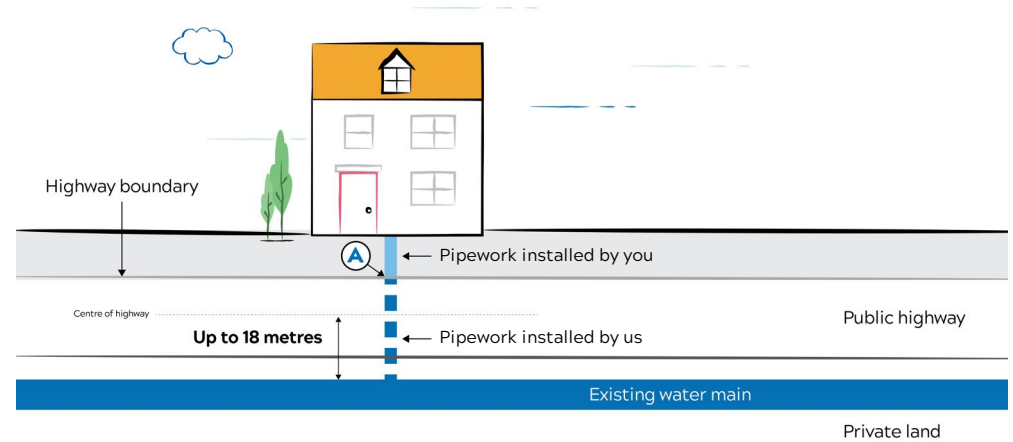
## Service connections, our responsibilities and your responsibilities

In some cases our mains run across private land. When a new service connection is requested to a water main that is on private land, the roles and responsibilities for us and you vary dependant upon the position of the water mains.

**This guide covers the three most common scenarios where service connections are requested from mains in private land.**

## Water main in private land opposite side of highway

Main 18 metres from centre of highway



### Our responsibilities

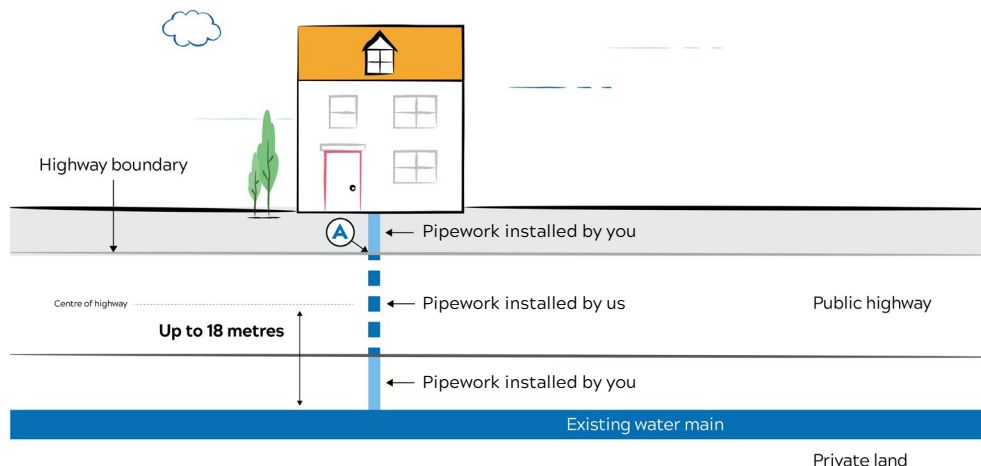
- To service notice of entry on land owner.
- To lay service pipe across public highway.
- To lay service pipe from main to customer boundary including connecting to the water main.
- To install water meter at point **A**.
- To appoint land agent to establish land owner if not known.
- To appoint land agent to agree compensation with land owner.

### Your responsibilities

- To lay service pipe from property to highway boundary.
- Ensure service pipe meets the requirements of [Water Supply \(Water Fittings\) Regulations 1999](#).

## Water main in private land opposite side of highway

Main greater than 18 metres from centre of highway



### Our responsibilities

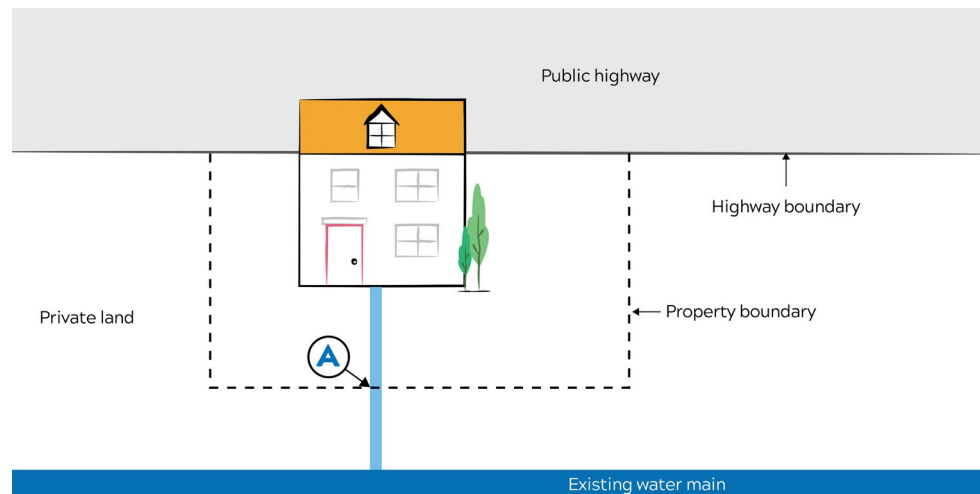
- To service notice of entry on land owner for connection to the water main.
- To lay service pipe across public highway.
- Connect to the water main in private land.
- To install water meter at point **A**.

### Your responsibilities

- To lay service pipe from property to highway boundary.
- To agree entry to private land with owner, arrange easement and compensation.
- To lay service pipe from main to public highway.
- Ensure service pipe meets the requirements of [Water Supply \(Water Fittings\) Regulations 1999](#).

## Main in private land

No highway crossing



### Our responsibilities

- To service notice of entry on land owner for connection to the water main.
- To install water meter at point **A**.
- Connect to the water main in private land.

### Your responsibilities

- To lay service pipe from property to highway water main.
- To agree entry to private land with owner, arrange easement and compensation.
- To lay service pipe from main to public highway.
- Ensure service pipe meets the requirements of [Water Supply \(Water Fittings\) Regulations 1999](#).

If the pipework that you install is **100m** in length or more and has a diameter of **32mm, 50m or 63mm**, it must be tested and chlorinated. For pipes with a diameter greater than **63mm** and of any length, please contact our Connection Team for advice.



## Establishing ownership of private land and compensation

Where we have to appoint a land agent to establish the private land owner and to negotiate compensation, the cost of the land agents time and compensation amount will be recovered from you.

Your connection will be billed on an at cost basis, with the quoted amount being taken as a down payment.

Should there be any additional costs once the works have been completed, this will be settled with a final invoice being produced.



## Chlorination of long service pipe

If the part of the service pipe installed by you is greater than 100 metres in length, the pipe will need to be tested and chlorinated.

[Please refer to our guide on when and how to chlorinate your supply pipe.](#)

**For pipes with a diameter greater than 100 metres, please contact our Connections Team for advice.**

# For further information

Please contact Anglian Water if you have any further questions about new water service connections on private land

Call: **03456 06 6087**, option 1

Email: [connections@anglianwater.co.uk](mailto:connections@anglianwater.co.uk)

Web: [anglianwater.co.uk/developers](http://anglianwater.co.uk/developers)

